



For pupils learning from home

English Sp1

Inside this pack you will find learning for 10 school days.

For each day there will be a learning activity for: reading and writing.

For each activity there will be three levels of challenge, start at the first and continue to progress as much as your child can.

This will be represented as steps. We start at the bottom and climb up.

Your child does not have to complete all steps.

We would love to see your learning while you are at home, so if you can, please share it as an observation on Tapestry.































Phonics

Please watch the pronunciation video first. These videos are


available on **Tapestry** from our teachers. This will ensure that you are teaching the children with the correct pronunciation. Alternatively you can visit this website for further guidance.
<https://www.woodsideprimaryacademy.com/page/?title=Phonics&pid=313>

For phonics please try to practise the speed sounds every day.














Speed Sounds Set 1

m 	a 	s 	d 	t 
i 	n 	p 	g 	o 
c 	k 	u 	b 	f 
e 	l 	h 	sh 	r 
j 	v 	y 	w 	th 
z 	ch 	qu 	x 	ng 

Speed Sounds Set 2

ay 	ee 	igh 	ow 	oo 
oo 	ar 	or 	air 	ir 

Speed Sounds Set 3

ea  cup of tea	oi  spoil the boy	ou  shout it out	oy  toy for a boy	
a-e  make a cake	i-e  nice smile	o-e  phone home	u-e  huge brute	aw  yawn at dawn
are  care and share	ur  nurse with a purse	er  a better letter	ow  brown cow	ai  snail in the rain
oa  goat in a boat	ew  chew the stew	ire  fire, fire!	ear  hear with your ear	ure  sure it's pure

Each day children learn one new sound, start with the first sound in order that they are unfamiliar with.

e.g. if your child knows 'm, a, s, d, t, i, p,' start at n

Continue with the next sound each day.

High Frequency Words

These are words our children will use often in their everyday sentences.

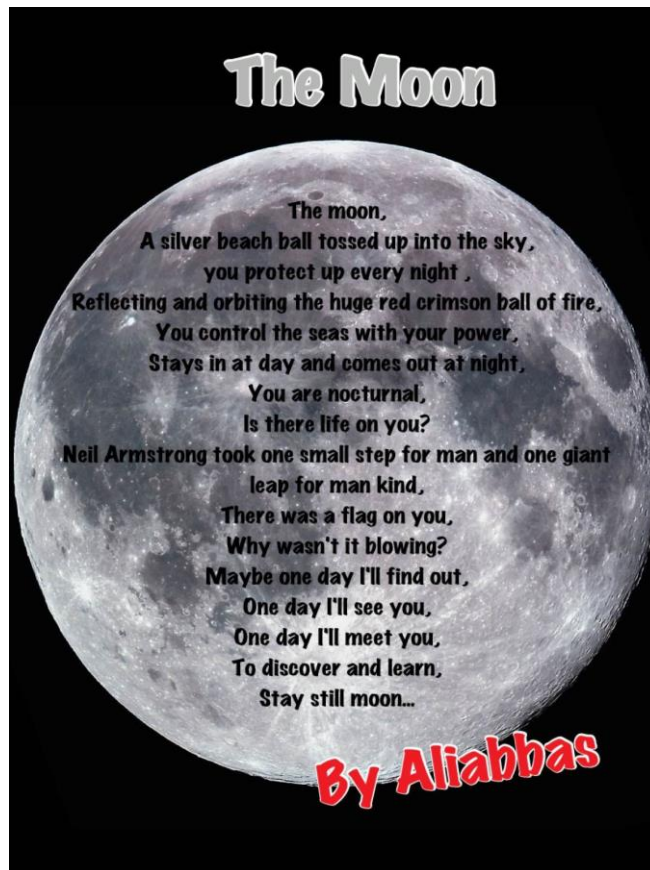
Please practise spelling different words each day

100 High Frequency Words

a	children	her	look	on	there
about	come	here	looked	one	they
all	could	him	made	out	this
an	dad	his	make	people	time
and	day	house	me	put	to
are	do	I	Mr	said	too
as	don't	I'm	Mrs	saw	up
asked	down	if	mum	see	very
at	for	in	my	she	was
back	from	into	no	some	we
be	get	is	not	so	went
big	go	it	now	same	were
but	got	it's	of	that	what
by	had	just	off	the	when
called	have	like	oh	their	will
came	he	little	old	them	with
can	help			then	you

Day 1- Reading

Read the poem 'The Moon'




Talk about the poem with an adult. What do you think is on the Moon? How could you walk on the moon (slow or fast)? Can you describe the Moon?

Challenge:

What words can you think of to describe the Moon?
Draw a picture of what you would wear on the Moon.

Day 1- Writing

Our story this week is ‘Back to Earth with a bump!’. Please visit Tapestry to view the story in the document section.



Book Skills

Step 3 - Who is the illustrator?

Step 2 - Who is the author?

Step 1 - What is the front cover?

The activities are set for your child(ren) to do at home. The examples in colour are what you **might** see from your child's writing. This is good for their age - so don't be alarmed if the spelling is wrong but phonetically it's readable.

Write the phoneme/CVC word

Find the phoneme (sound)

Sound it out

Say the word

Activity One:

What do you do before bed?
Make a list of things you do before
bed?

Do you have a bath? Shower?
What pajamas do you wear?

Writing a list

Step 1: b (brush) t (teeth)
p (pajamas)

Step 2: I poot on my pjmas
I bush my teef

Step 3: first I brush my teef
Then I wsh my fas
I poot on my pjamas

Day 2- Reading

Read the poem “ Space Poem”



What do you notice about the poem (every line starts with a letter from the word SPACE) ?


Talk to your adult about what happens in Space!

Challenge

Can you draw what space looks like? Label the planets if you can!

Day 2- Writing

Our story this week is 'Back to Earth with a Bump'. Please visit Tapestry to view the story in the document section.



Book Skills

Step 3 - Who is the illustrator?

Step 2 - Who is the author?

Step 1 - What is the front cover?

The activities are set for your child(ren) to do at home. The examples in colour are what you **might** see from your child's writing. This is good for their age - so don't be alarmed if the spelling is wrong but phonetically it's readable.

Write the phoneme/CVC word

Find the phoneme (sound)

Sound it out

Say the word

<p>Activity Two:</p> <p>How might your bed look like if it was a Rocket!</p> <p>Is your bed big or small?</p> <p>Would it go fast or slow?</p>	<p>Step 1: b (ed) iis s (small) It g (goes) z (zoom)</p> <p>Step 2: Mi (My) bed is farst It wnt hi in the ski</p> <p>Step 3: My bed has rokits on it and gos zoom</p>
--	---

Day 3- Reading

Read the poem “Astronaut”


Astronaut

(Sung to “Where Have you Been, Billy Boy?”)

Tell me, where have you been,
Astronaut, astronaut?
Tell me, where have you been
In your rocket?
I have landed on the moon,
And I may return there soon
With a space station
That will help me dock it!

Tell me what did you do,
Astronaut, astronaut?
Tell me, what did you do
In your rocket?
I took pictures of the stars
And the craters found on Mars,
And I brought home some moon rocks
In my pocket!

By Meish Goldfish




Have you ever seen an astronaut before? Why do they need a suit?

Challenge:

What would you wear to space? Can you draw a picture of you in your space suit?

Day 3- Writing

Our story this week is 'Back to Earth with a Bump'. Please visit Tapestry to view the story in the document section.



Book Skills

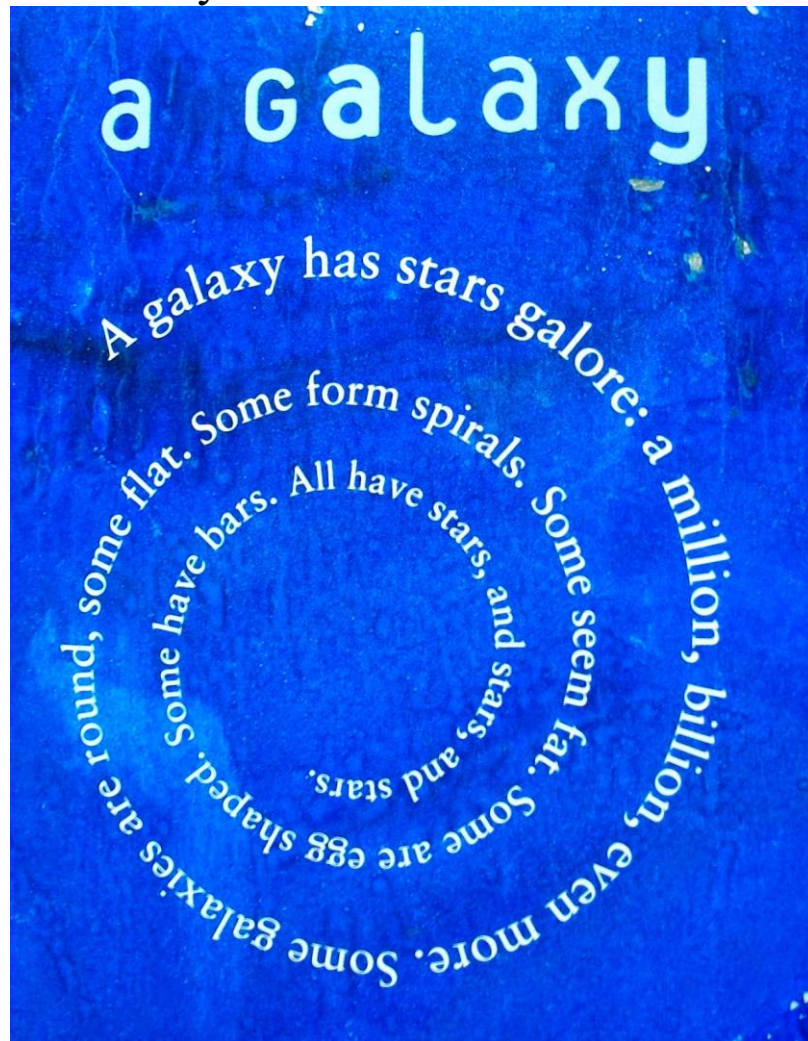
- Step 3 - Who is the illustrator?
- Step 2 - Who is the author?
- Step 1 - What is the front cover?

The activities are set for your child(ren) to do at home. The examples in colour are what you **might** see from your child's writing. This is good for their age - so don't be alarmed if the spelling is wrong but phonetically it's readable.

- Write the phoneme/CVC word
- Find the phoneme (sound)
- Sound it out
- Say the word

<p>Activity Three:</p> <p>What do stars look like?</p> <p>How many do you think are in the sky?</p> <p>Can you describe the stars?</p>	<p>Step 1: The s (star) is b (bright)</p> <p>Step 2: I lik the strs it is priti</p> <p>Step 3: I see strs in the ski Dey r brit and shini</p>
--	---

Read the poem “A Galaxy”




What do you notice about the poem? Do you like how it spins round? Could you spin around while your adult reads it? Maybe it's like you're in space!

Challenge:

What other shapes could you write a poem in? Maybe a circle like the planets?

Day 4- Writing

Our story this week is 'Back to Earth with a Bump'. Please visit Tapestry to view the story in the document section.



Book Skills

Step 3 - Who is the illustrator?

Step 2 - Who is the author?

Step 1 - What is the front cover?

The activities are set for your child(ren) to do at home. The examples in colour are what you **might** see from your child's writing. This is good for their age - so don't be alarmed if the spelling is wrong but phonetically it's readable.

Write the phoneme/CVC word

Find the phoneme (sound)

Sound it out

Say the word

Activity Four:

Wow! Hal saw the sun!

What else did he see?

Did you know that the Earth turns
around?

Writing on flyers

Step 1: s (sun) is b (big)


Step 2: The sun is big

Step 3: Hal sor the sun and erf. It was
big and rownd

Day 5- Reading

Read the poem “”

Copyrighted Material



Star Travelling

I'm a twinkling eye
I'm a dancing light,
I'm a tiny snowdrop
I'm a splash of white.

I'm a dash of silver
I'm a jewel too far,
I'm a wish still waiting
I'm a shooting star.

Andrew Collett

4
Copyrighted Material


Wow! Have you ever seen a shooting star? Did you know that if you see one - you must make a wish!

Challenge:

Could you act like the shooting star? (twinkle your fingers, dance etc)

Day 5- Writing

Our story this week is 'Sparks in the Sky'. Please visit Tapestry to view the story in the document section.



Book Skills

Step 3 - Who is the illustrator?

Step 2 - Who is the author?

Step 1 - What is the front cover?

The activities are set for your child(ren) to do at home. The examples in colour are what you **might** see from your child's writing. This is good for their age - so don't be alarmed if the spelling is wrong but phonetically it's readable.

Write the phoneme/CVC word

Find the phoneme (sound)

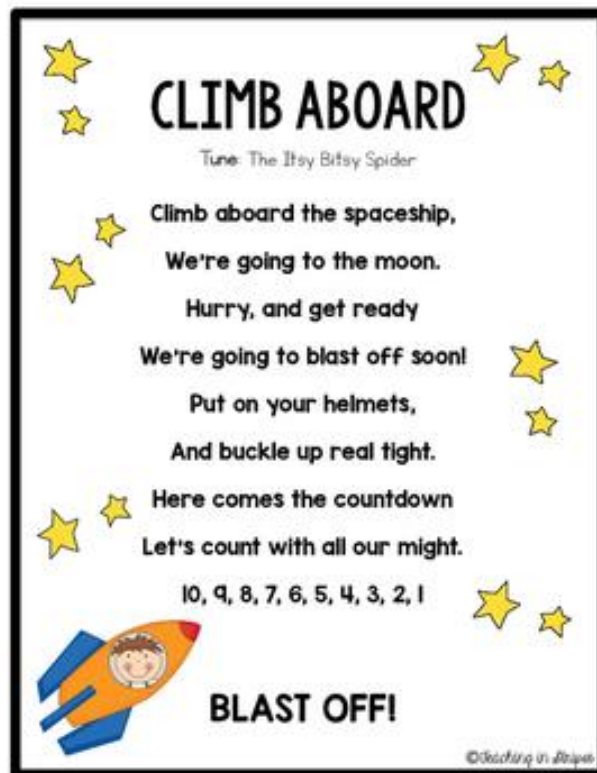
Sound it out

Say the word

<p>Activity One:</p> <p>Hal is so happy when he gets home!</p> <p>How would you feel after seeing all that stuff in Space?</p>	<p><u>Writing on flyers</u></p> <p>Step 1: I w (would) b h (happy)</p> <p>Step 2: I wud be happi 2 see the sun</p> <p>Step 3: I wud be happi bcos I sor the sun and plnts</p>
--	---

Day 6- Reading

Read the poem “Climb Aboard”



Wow! Can you pretend you are in a Rocket ship and going to space?
Make sure you count down from 10!

Challenge:

Could you make a rocket out of shapes? Squares? Circles? Triangles?

Day 6- English

This week's story is 'The Best Dress Ever'. Please visit Tapestry to view the story in the document section.



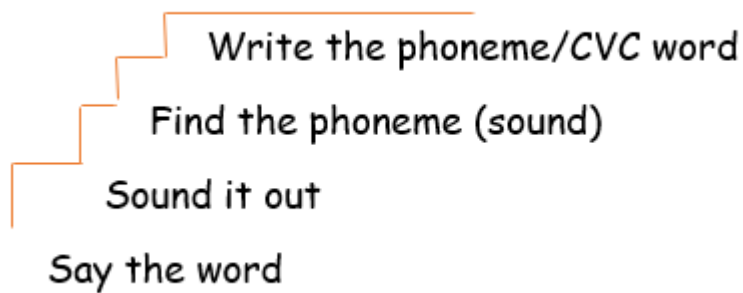
Book Skills

Step 3 - Who is the illustrator?

Step 2 - Who is the author?

Step 1 - What is the front cover?

The activities are set for your child(ren) to do at home. The examples in colour are what you **might** see from your child's writing. This is good for their age - so don't be alarmed if the spelling is wrong but phonetically it's readable.



<p>Activity One:</p> <p>Think about your birthday! How do you feel the day before?</p> <p>Can you write down some words about how you feel?</p>	<p><u>Writing on flyers</u></p> <p>Step 1: h (happy) e (excited)</p> <p>Step 2: i am hapi, i am exsited</p> <p>Step 3: I fel veri hapi and i wont lots of presnts</p>
---	---

Read the poem “Stars”.



What do you think stars look like? What colour are they?
Can you sing a song about stars? (twinkle twinkle)

Challenge:

Could you design your own special star?

Day 7- English

This week's story is 'The Best Dress Ever'. Please visit Tapestry to view the story in the document section.



Book Skills

Step 3 - Who is the illustrator?

Step 2 - Who is the author?

Step 1 - What is the front cover?

The activities are set for your child(ren) to do at home. The examples in colour are what you **might** see from your child's writing. This is good for their age - so don't be alarmed if the spelling is wrong but phonetically it's readable.

Write the phoneme/CVC word

Find the phoneme (sound)

Sound it out

Say the word

Activity One:

The Aliens have funny names!

Could you create your own Alien and write about him/her?

Writing on flyers

Step 1: (any silly name)
b (big) h (head) s (small) h (hands)

Step 2: He iz funi and silli

Step 3: He haz ten hands and a big hed

Read the poem “Solar System in Motion”

Solar System in Motion

(sung to “The Farmer in the Dell”)

The Earth turns around,
The Earth turns around.
Once a day, every day,
The Earth turns around.

The moon goes round the Earth,
The moon goes round the Earth.
Once a month, every month,
The moon goes round the Earth.

The Earth goes round the sun,
The Earth goes round the sun.
Once a year, every year,
The Earth goes round the sun.

By Meish Goldfish



Can you sing the poem? Can you feel the Earth spinning round and round?

Challenge:

Can you make up a dance or actions for the Poem? (spin around, big circle for the earth)

Day 8- English

This week’s story is ‘The Best Dress Ever’. Please visit Tapestry to view the story in the document section.



Book Skills

Step 3 - Who is the illustrator?

Step 2 - Who is the author?

Step 1 - What is the front cover?

The activities are set for your child(ren) to do at home. The examples in colour are what you **might** see from your child's writing. This is good for their age - so don't be alarmed if the spelling is wrong but phonetically it's readable.

Write the phoneme/CVC word

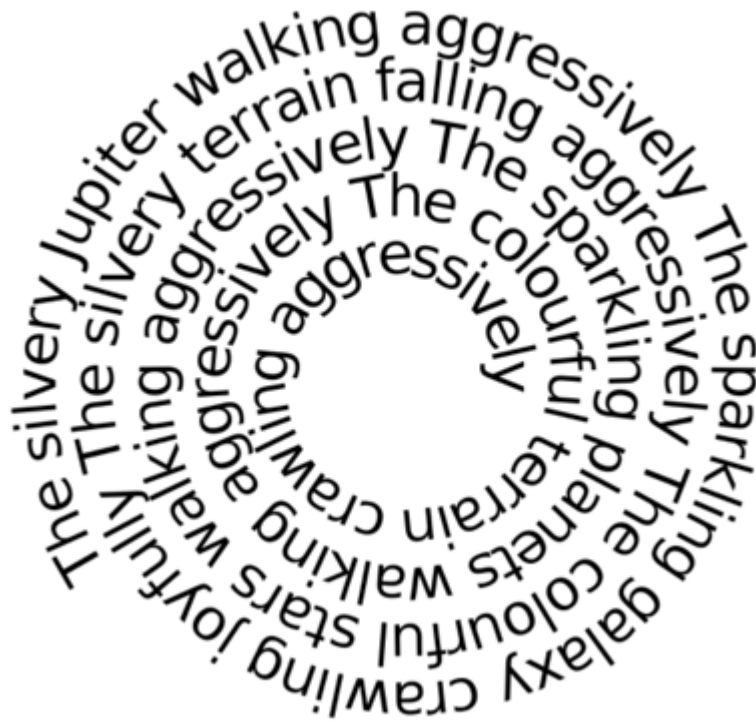
Find the phoneme (sound)

Sound it out

Say the word

<p>Activity One:</p> <p>What would your best dress ever look like?</p> <p>Would it be a long dress? Short dress?</p> <p>What colour would it be?</p>	<p><u>Writing on flyers</u></p> <p>Step 1: p (pink) l (long</p> <p>Step 2: It haz lots of culorz</p> <p>Step 3: Mi dres wud be long and bloo wif sprkls</p>
--	---

Read the poem “Spinning Poem”



What do you notice about this Poem? How is it different to other Poems?

Challenge:

Can you describe space? Do you think it's big or small?

Day 9- Writing

This week's story is 'The Best Dress Ever'. Please visit Tapestry to view the story in the document section.



Book Skills

Step 3 - Who is the illustrator?

Step 2 - Who is the author?

Step 1 - What is the front cover?

The activities are set for your child(ren) to do at home. The examples in colour are what you **might** see from your child's writing. This is good for their age - so don't be alarmed if the spelling is wrong but phonetically it's readable.

Write the phoneme/CVC word

Find the phoneme (sound)

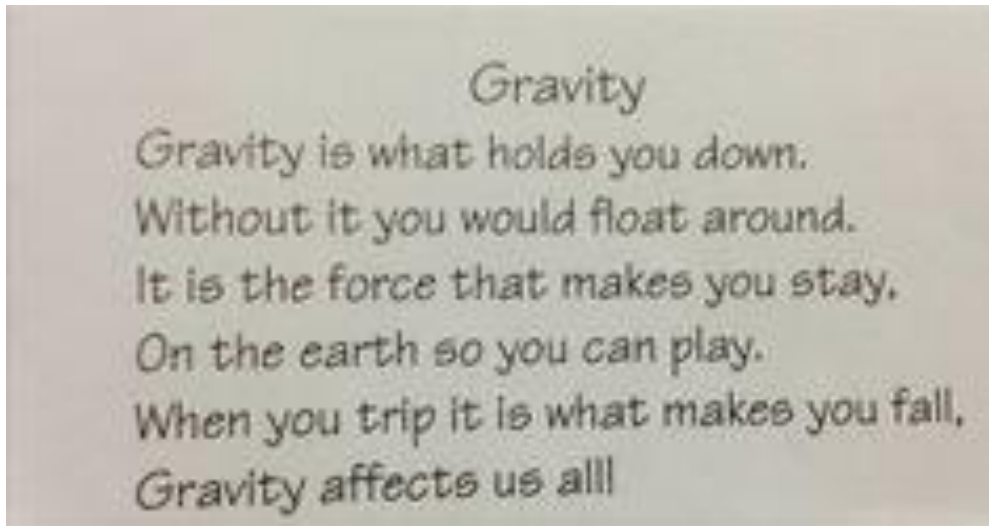
Sound it out

Say the word

<p>Activity One:</p> <p>How do you think the Alien made the dress?</p> <p>Could you write instructions on how to make a dress?</p> <p>What are the steps?</p>	<p><u>Writing on flyers</u></p> <p>Step 1: c (cut) the d (dress)</p> <p>Step 2: Frst yoo cut the drs Den yoo poot colr on</p> <p>Step 3: Get the dres Den you cut it owt Colr it bloo poot it on</p>
---	--

Day 10- Reading

Read the poem “Gravity”



Discuss the poem with an adult. What is Gravity? Can you feel it?

Challenge:

Can you see how Gravity works? Drop paper and a pencil. What happens to them when they fall down? Is one quick and one slow?

Day 10- English

This week's story is 'The Best Dress Ever'. Please visit Tapestry to view the story in the document section.



Book Skills

Step 3 - Who is the illustrator?

Step 2 - Who is the author?

Step 1 - What is the front cover?

The activities are set for your child(ren) to do at home. The examples in colour are what you **might** see from your child's writing. This is good for their age - so don't be alarmed if the spelling is wrong but phonetically it's readable.

Write the phoneme/CVC word

Find the phoneme (sound)

Sound it out

Say the word

Activity One:

The Aliens had a party to celebrate!

What would you bring to a party?

Can you make a list of what you
would bring?

Writing on flyers

Step 1: b (balloons) d (drinks)

Step 2: I wud hav cak and swets

Step 3: I wud dans and play moosic
I lik swets and biscts